

SHRI GURU RAM RAI UNIVERSITY

(Estd. by Govt. of Uttarakhand, vide Shri Guru Ram Rai University Act no.03 of 2017)



Syllabus of B.Sc. Botany

Effective from Academic Session

2017 - 2018

Patel Nagar, Dehradun, Uttarakhand

[Handwritten signature]

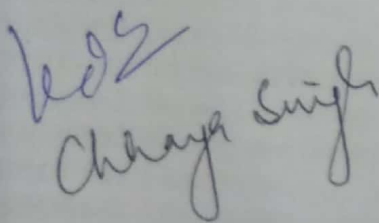
Chhaya Singh

[Handwritten signature]

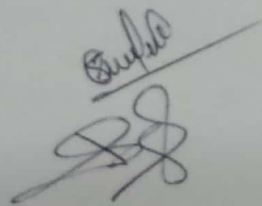
FINAL COURSE STRUCTURE-TOTAL CREDITS (BOTANY)-44+8(AECC)

Course code	SEMESTER I	L T P	Credits
BBOC101	Biodiversity (Microbes, Algae, Fungi and Archegoniate)	4 0 0	4
BBOL101	Practical (Based on C101)	0 0 2	2
AECC101/102/103 (Compulsory Common course in UG course programme *CBZ/BT/MB)	Environmental Science/English/MIL Communication	4 0 0	4
	Core credits=6; Compulsory common course=4, Total credits=10		10
Course code	SEMESTER II	L T P	Credits
BBOC201	Plant Ecology and Taxonomy	4 0 0	4
BBOL201	Practical (Based on C201)	0 0 2	2
AECC201/202/203 (Compulsory Common course in UG course programme *CBZ/BT/MB)	Environmental Science/English/MIL Communication	4 0 0	4
	Core credits=6; Compulsory common course=4, Total credits=10		10
Course code	SEMESTER III	L T P	Credits
BBOC301	Plant Anatomy and Embryology	4 0 0	4
BBOL301	Practical (Based on C301)	0 0 2	2
BBOS302 (Skill enhancement course opted by student in Chemistry)	Mushroom Culture Technology	0 0 0	
	Core credits=6; Total credits=6		6
Course code	SEMESTER IV	L T P	Credits
BBOC401	Plant Physiology and Metabolism	4 0 0	4
BBOL401	Practical (Based on C401)	0 0 2	2
BBOS402/403/404 (Any one skill enhancement course opted by student in botany)	Medicinal Botany/Plant Diversity and Human Welfare/ Intellectual Property Right	4 0 0	4
	Core credit=6; SEC=4; Total Credits=10		10
Course code	SEMESTER V	L T P	Credits
BBOD 501/502/503 (Any one)	Economic Botany and Biotechnology/ Cell and Molecular Biology/ Analytical Techniques in Plant Sciences	4 0 0	4
BBOL 501/502/503	Practical (Based on D501/502/503)	0 0 2	2

BBOS 504/505/506 (Skill enhancement course opted by student in Microbiology/Biotechnology)	Herbal Technology/ Nursery and Gardening/ Floriculture	0 0 0	0
	DSE credit=6; Total credit=6		6
Course code	SEMESTER-VI	L T P	Credits
BBOD 601/602/603/604 (Any one)	Bioinformatics/ Research Methodology/ Dissertation/ Genetics and Plant Breeding	4 0 0	4
BBOL 601/602/603/604	Practical (Based on D601/602/603/604)	0 0 2	2
BBOS 605/606 (SEC may be chosen by the student from one of the subjects opted in B.Sc. course programme)	Ethnobotany/ Biofertilizers	4 0 0	4
	DSE credit=6; SEC credit=4 (if opted); Total Credits=10		10



Chhaya Singh



DEPARTMENT OF BOTANY
SYLLABUS
B.Sc. (BOTANY)
2017-2018 ONWARDS

(Three Year Course- Semester System)
Under CBCS

Details of Courses

Core Courses –Botany (4 credits of theory & 2 credits of Practical)

BBOC101. Biodiversity (Microbes, Algae, Fungi and Archegoniate)– 1st Semester

BBOC201. Plant Ecology and Taxonomy–2nd Semester

BBOC301. Plant Anatomy and Embryology–3rd Semester

BBOC401. Plant Physiology and Metabolism–4th Semester

Discipline Specific Electives-Botany (Any 02, one in 5th & one in 6th Semester) 04 credits (theory) & 02 credits (Pract.)

BBOD501. Economic Botany and Biotechnology

BBOD502. Cell and Molecular Biology

BBOD503. Analytical Techniques in Plant Sciences

BBOD601. Bioinformatics

BBOD602. Research Methodology

BBOD603. Dissertation

BBOD604. Genetics and Plant Breeding

Ability Enhancement Compulsory Course 04 credits

AECC101. Environmental Science– 1st Semester

AECC201. English/MIL Communication–2nd Semester

Skill Enhancement Courses Botany (Any one of the following may be opted in Semester 3rd, or 4th or 5th & one more course may be opted in 6th Semester) 04 credits

BBOS302. Mushroom Culture Technology

BBOS402. Medicinal Botany

BBOS403. Plant Diversity and Human Welfare

BBOS404. Intellectual Property Right

BBOS504. Herbal Technology

BBOS505. Nursery and Gardening

BBOS506. Floriculture

BBOS605. Ethnobotany

BBOS606. Biofertilizers

Total credits (Summary)

Core courses (Th +Pr.) $6 \times 4 = 24 \times 03$ (Three Subjects in BSc) =72

DSE (Th+Pr.) $6 \times 2 = 12 \times 03$ (Three Subjects in BSc) = 36

AECC $4 \times 2 = 08$ (Common in all the three subjects) =08

SEC $4 \times 4 = 16$ (one courses each from 03 subjects + one course from any of the 03 subjects)=16

Total 132 credits to be earned in BSc

Dr. Chhaya Singh

Budhad

*Maximum Marks for each paper is 100 (Sessional Tests- 30 + End Term Test- 70).
01 Credit= 01 hour of lecture/instructions per week; 02 hours of laboratory course shall be considered equivalent to 01 hour of lecture.

INDICATIONS

- *BBOC (B: Bachelor of Science; BO:Botany; C: Core Course)
- *BBOL (B: Bachelor of Science; BO:Botany; L: Lab Course)
- *BBOD (B: Bachelor of Science; BO:Botany; D: Discipline Specific)
- *AECC (A: Ability; E: Enhancement; C: Compulsory; C: Course)
- *BBOS (B: Bachelor of Science; BO:Botany; S: Skill)

Dr. Chhaya Singh

Rupha

Apshana



Semester I

Core Course: Botany I

BBOC101 Biodiversity (Microbes, Algae, Fungi and Archegoniate)
(Credits: Theory-4, Practicals-2)

THEORY

Lectures: 60

Unit 1: Microbes (10 Lectures)

Viruses – Discovery, general structure, replication (general account), DNA virus (T-phage); Lytic and lysogenic cycle, RNA virus (TMV); Economic importance; Bacteria – Discovery, General characteristics and cell structure; Reproduction – vegetative, asexual and recombination (conjugation, transformation and transduction); Economic importance.

Unit 2: Algae (12 Lectures)

General characteristics; Ecology and distribution; Range of thallus organization and reproduction; Classification of algae; Morphology and life-cycles of the following: *Nostoc*, *Chlamydomonas*, *Oedogonium*, *Vaucheria*, *Fucus*, *Polysiphonia*. Economic importance of algae.

Unit 3: Fungi (12 Lectures)

Introduction- General characteristics, ecology and significance, range of thallus organization, cell wall composition, nutrition, reproduction and classification; True Fungi- General characteristics, ecology and significance, life cycle of *Rhizopus* (Zygomycota) *Penicillium*, *Alternaria* (Ascomycota), *Puccinia*, *Agaricus* (Basidiomycota); Symbiotic Associations-Lichens: General account, reproduction and significance; Mycorrhiza: ectomycorrhiza and endomycorrhiza and their significance

Unit 4: Introduction to Archegoniate (2 Lectures)

Unifying features of archegoniate, Transition to land habit, Alternation of generations.

Bryophytes (10 Lectures)

General characteristics, adaptations to land habit, Classification, Range of thallus organization. Classification (up to family), morphology, anatomy and reproduction of *Marchantia* and *Funaria*. (Developmental details not to be included). Ecology and economic importance of bryophytes with special mention of *Sphagnum*.

Unit 5: Pteridophytes (8 Lectures)

General characteristics, classification, Early land plants (*Cooksonia* and *Rhynia*). Classification (up to family), morphology, anatomy and reproduction of *Selaginella*, *Equisetum* and *Pteris*. (Developmental details not to be included). Heterospory and seed habit, stelar evolution. Ecological and economical importance of Pteridophytes.

Gymnosperms (6 Lectures)

General characteristics, classification. Classification (up to family), morphology, anatomy and reproduction of *Cycas* and *Pinus*. (Developmental details not to be included). Ecological and economical importance.

622 Chhaya Singh
[Signatures]

Practical

1. EMs/Models of viruses – T-Phage and TMV, Line drawing/Photograph of Lytic and Lysogenic Cycle.
2. Types of Bacteria from temporary/permanent slides/photographs; EM bacterium; Binary Fission; Conjugation; Structure of root nodule.
3. Gram staining
4. Study of vegetative and reproductive structures of *Nostoc*, *Chlamydomonas* (electron micrographs), *Oedogonium*, *Vaucheria*, *Fucus** and *Polysiphonia* through temporary preparations and permanent slides. (* *Fucus* - Specimen and permanent slides)
5. *Rhizopus* and *Penicillium*: Asexual stage from temporary mounts and sexual structures through permanent slides.
6. *Alternaria*: Specimens/photographs and tease mounts.
7. *Puccinia*: Herbarium specimens of Black Stem Rust of Wheat and infected Barberry leaves; section/tease mounts of spores on Wheat and permanent slides of both the hosts.
8. *Agaricus*: Specimens of button stage and full grown mushroom; Sectioning of gills of *Agaricus*.
9. Lichens: Study of growth forms of lichens (crustose, foliose and fruticose)
10. Mycorrhiza: ecto mycorrhiza and endo mycorrhiza (Photographs)
11. *Marchantia*- morphology of thallus, w.m. rhizoids and scales, v.s. thallus through gemma cup, w.m. gemmae (all temporary slides), v.s. antheridiophore, archegoniophore, l.s. sporophyte (all permanent slides).
- 12.. *Funaria*- morphology, w.m. leaf, rhizoids, operculum, peristome, annulus, spores (temporary slides); permanent slides showing antheridial and archegonial heads, l.s. capsule and protonema.
13. *Selaginella*- morphology, w.m. leaf with ligule, t.s. stem, w.m. strobilus, w.m. microsporophyll and megasporophyll (temporary slides), l.s. strobilus (permanent slide).
14. *Equisetum*- morphology, t.s. internode, l.s. strobilus, t.s. strobilus, w.m. sporangiophore, w.m. spores (wet and dry)(temporary slides); t.s. rhizome (permanent slide).
15. *Pteris*- morphology, t.s. rachis, v.s. sporophyll, w.m. sporangium, w.m. spores (temporary slides), t.s. rhizome, w.m. prothallus with sex organs and young sporophyte (permanent slide).
16. *Cycas*- morphology (coralloid roots, bulbil, leaf), t.s. coralloid root, t.s. rachis, v.s. leaflet, v.s. microsporophyll, w.m. spores (temporary slides), l.s. ovule, t.s. root (permanent slide).
17. *Pinus*- morphology (long and dwarf shoots, w.m. dwarf shoot, male and female), w.m. dwarf shoot, t.s. needle, t.s. stem, , l.s./t.s. male cone, w.m. microsporophyll, w.m. microspores (temporary slides), l.s. female cone, t.l.s. & r.l.s. stem (permanent slide).

Suggested Readings

1. Kumar, H.D. (1999). Introductory Phycology. Affiliated East-West. Press Pvt. Ltd. Delhi. 2nd edition.
2. Tortora, G.J., Funke, B.R., Case, C.L. (2010). Microbiology: An Introduction, Pearson Benjamin Cummings, U.S.A. 10th edition.
3. Sethi, I.K. and Walia, S.K. (2011). Text book of Fungi & Their Allies, MacMillan Publishers Pvt. Ltd., Delhi.
4. Alexopoulos, C.J., Mims, C.W., Blackwell, M. (1996). Introductory Mycology, John Wiley and Sons (Asia), Singapore. 4th edition.
5. Raven, P.H., Johnson, G.B., Losos, J.B., Singer, S.R., (2005). Biology. Tata McGraw

Hill, Delhi, India.

6. Vashishta, P.C., Sinha, A.K., Kumar, A., (2010). Pteridophyta, S. Chand. Delhi, India.

7. Bhatnagar, S.P. and Moitra, A. (1996). Gymnosperms. New Age International (P) Ltd Publishers, New Delhi, India.

8. Parihar, N.S. (1991). An introduction to Embryophyta. Vol. I. Bryophyta. Central Book Depot, Allahabad

Dr. Chhayastyl
Dr. Singh

Semester II

Core Course Botany –II
BBOC201 Plant Ecology and Taxonomy
(Credits: Theory-4, Practicals-2)
THEORY
Lectures: 60**Unit 1:****Introduction (2 Lectures)****Ecological factors (10 Lectures)**

Soil: Origin, formation, composition, soil profile. Water: States of water in the environment, precipitation types. Light and temperature: Variation Optimal and limiting factors; Shelford law of tolerance. Adaptation of hydrophytes and xerophytes.

Plant communities (5 Lectures)

Characters; Ecotone and edge effect; Succession; Processes and types.

Unit 2: Ecosystem (7 Lectures)

Structure; energy flow trophic organisation; Food chains and food webs, Ecological pyramids production and productivity; Biogeochemical cycling; Cycling of carbon, nitrogen and Phosphorous

Phytogeography (3 Lectures)

Principle biogeographical zones; Endemism

Unit 3: Introduction to plant taxonomy (2 Lectures)

Identification, Classification, Nomenclature.

Taxonomic hierarchy (1 Lectures)

Ranks, categories and taxonomic groups

Identification (4 Lectures)

Functions of Herbarium, important herbaria and botanical gardens of the world and India; Documentation: Flora, Keys: single access and multi-access

Taxonomic evidences from palynology, cytology, phytochemistry and molecular data. (5 Lectures)**Unit 4: Botanical nomenclature (4 Lectures)**

Principles and rules (ICN); ranks and names; binominal system, typification, author citation, valid publication, rejection of names, principle of priority and its limitations.

Classification (4 Lectures)

Types of classification-artificial, natural and phylogenetic. Bentham and Hooker (upto series), Engler and Prantl (upto series).

Biometrics, numerical taxonomy and cladistics (3 Lectures)

Characters; variations; OTUs, character weighting and coding; cluster analysis; phenograms, cladograms (definitions and differences).

Unit 5: Taxonomy, important distinguishing characters, classification, and economic importance of the following families: (10 Lectures)

Dr. Chandra Singh

[Signature]

[Signature]

Ranunculaceae, Papaveraceae, Caryophyllaceae, Malvaceae, Rutaceae, Fabaceae, Apiaceae, Solanaceae, Apocyanaceae, Asclepidiaceae, Acanthaceae, Lamiaceae, Euphorbiaceae, Orchidaceae, Poaceae.


Practical

1. Study of instruments used to measure microclimatic variables: Soil thermometer, maximum and minimum thermometer, anemometer, psychrometer/hygrometer, rain gauge and lux meter.
2. Determination of pH, and analysis of two soil samples for carbonates, chlorides, nitrates, sulphates, organic matter and base deficiency by rapid field test.
3. Comparison of bulk density, porosity and rate of infiltration of water in soil of three habitats.
4. (a) Study of morphological adaptations of hydrophytes and xerophytes (four each).
(b) Study of biotic interactions of the following: Stem parasite (*Cuscuta*), Root parasite (Orobanche), Epiphytes, Predation (Insectivorous plants)
5. Determination of minimal quadrat size for the study of herbaceous vegetation in the college campus by species area curve method. (species to be listed)
6. Quantitative analysis of herbaceous vegetation in the college campus for frequency and comparison with Raunkiaer's frequency distribution law
7. Study of vegetative and floral characters of the following families (Description, V.S. flower, section of ovary, floral diagram/s, floral formula/e and systematic position according to Bentham & Hooker's system of classification): Brassicaceae - *Brassica*, *Alyssum* / *Iberis*; Asteraceae - *Sonchus/Launaea*, *Vernonia/Ageratum*, *Eclipta/Tridax*; Solanaceae - *Solanum nigrum*, *Withania*; Lamiaceae - *Salvia*, *Ocimum*; Liliaceae - *Asphodelus* / *Lilium* / *Allium*.
8. Mounting of a properly dried and pressed specimen of any wild plant with herbarium label (to be submitted in the record book).
9. Taxonomic treatment of plant species belonging to families mentioned in the syllabus.
10. Study of taxonomic terminology

Suggested Readings

1. Kormondy, E.J. (1996). Concepts of Ecology. Prentice Hall, U.S.A. 4th edition.
2. Sharma, P.D. (2010) Ecology and Environment. Rastogi Publications, Meerut, India. 8th edition.
3. Simpson, M.G. (2006). *Plant Systematics*. Elsevier Academic Press, San Diego, CA, U.S.A.
4. Singh, G. (2012). *Plant Systematics: Theory and Practice*. Oxford & IBH Pvt. Ltd., New Delhi. 3rd edition.

V.S. Chhaya Singh



Chhaya

Semester III

Core Course Botany –III
BBOC301 Plant Anatomy and Embryology
 (Credits: Theory-4, Practicals-2)

THEORY

Lectures: 60

Unit 1: Meristematic and permanent tissues (8 Lectures)

Root and shoot apical meristems; Simple and complex tissues.

Unit 2: Organs (4 Lectures)

Structure of dicot and monocot root stem and leaf.

Secondary Growth (8 Lectures)

Vascular cambium – structure and function, seasonal activity. Secondary growth in root and stem, Wood (heartwood and sapwood).

Unit 3: Adaptive and protective systems (8 Lectures)

Epidermis, cuticle, stomata; General account of adaptations in xerophytes and hydrophytes.

Unit 4: Structural organization of flower (8 Lectures)

Structure of anther and pollen; Structure and types of ovules; Types of embryo sacs, organization and ultrastructure of mature embryo sac.

Pollination and fertilization (8 Lectures)

Pollination mechanisms and adaptations; Double fertilization; Seed-structure appendages and dispersal mechanisms.

Unit 5: Embryo and endosperm (8 Lectures)

Endosperm types, structure and functions; Dicot and monocot embryo; Embryoendosperm relationship.

Apomixis and polyembryony (8 Lectures)

Definition, types and practical applications.

Practical

1. Study of meristems through permanent slides and photographs.
2. Tissues (parenchyma, collenchyma and sclerenchyma); Macerated xylary elements, Phloem (Permanent slides, photographs)
3. Stem: Monocot: *Zea mays*; Dicot: *Helianthus*; Secondary: *Helianthus* (only Permanent slides).
4. Root: Monocot: *Zea mays*; Dicot: *Helianthus*; Secondary: *Helianthus* (only Permanent slides).
5. Leaf: Dicot and Monocot leaf (only Permanent slides).
6. Adaptive anatomy: Xerophyte (*Nerium* leaf); Hydrophyte (*Hydrilla* stem).
7. Structure of anther (young and mature), tapetum (amoeboid and secretory) (Permanent slides).
8. Types of ovules: anatropous, orthotropous, circinotropous, amphitropous/ campylotropous.
9. Female gametophyte: *Polygonum* (monosporic) type of Embryo sac Development (Permanent slides/photographs).
10. Ultrastructure of mature egg apparatus cells through electron micrographs.
11. Pollination types and seed dispersal mechanisms (including appendages, aril, caruncle) (Photographs and specimens).

WZ
 Chaya Sijr

Sudha


SS

Abhan

12. Dissection of embryo/endosperm from developing seeds.
13. Calculation of percentage of germinated pollen in a given medium.

Suggested Readings

1. Bhojwani, S.S. & Bhatnagar, S.P. (2011). Embryology of Angiosperms. Vikas Publication House Pvt. Ltd. New Delhi. 5th edition.
2. Mauseth, J.D. (1988). Plant Anatomy. The Benjamin/Cummings Publisher, USA.

VSS
Change sign

Sudhakar

Semester IV

Core Course Botany -IV
BBOC401 Plant Physiology and Metabolism
(Credits: Theory-4, Practicals-2)
THEORY

Lectures: 60

Unit 1: Plant-water relations (8 Lectures)

Importance of water, water potential and its components; Transpiration and its significance; Factors affecting transpiration; Root pressure and guttation.

Unit 2: Mineral nutrition (8 Lectures)

Essential elements, macro and micronutrients; Criteria of essentiality of elements; Role of essential elements; Transport of ions across cell membrane, active and passive transport, carriers, channels and pumps.

Translocation in phloem (6 Lectures)

Composition of phloem sap, girdling experiment; Pressure flow model; Phloem loading and unloading.

Unit 3: Photosynthesis (12 Lectures)

Photosynthetic Pigments (Chl a, b, xanthophylls, carotene); Photosystem I and II, reaction center, antenna molecules; Electron transport and mechanism of ATP synthesis; C₃, C₄ and CAM pathways of carbon fixation; Photorespiration.

Unit 4: Respiration (6 Lectures)

Glycolysis, anaerobic respiration, TCA cycle; Oxidative phosphorylation, Glyoxylate, Oxidative Pentose Phosphate Pathway.

Unit 5: Enzymes (4 Lectures)

Structure and properties; Mechanism of enzyme catalysis and enzyme inhibition.

Nitrogen metabolism (4 Lectures)

Biological nitrogen fixation; Nitrate and ammonia assimilation.

Plant growth regulators (6 Lectures)

Discovery and physiological roles of auxins, gibberellins, cytokinins, ABA, ethylene.

Plant response to light and temperature (6 Lectures)

Photoperiodism (SDP, LDP, Day neutral plants); Phytochrome (discovery and structure), red and far red light responses on photomorphogenesis; Vernalization.

Practical

1. Determination of osmotic potential of plant cell sap by plasmolytic method.
2. To study the effect of two environmental factors (light and wind) on transpiration by excised twig.
3. Calculation of stomatal index and stomatal frequency of a mesophyte and a xerophyte.
4. Demonstration of Hill reaction.
5. Demonstrate the activity of catalase and study the effect of pH and enzyme concentration.
6. To study the effect of light intensity and bicarbonate concentration on O₂ evolution in photosynthesis.

Handwritten signatures:
A large signature on the left, a signature in the middle that appears to be "Charyasij", and a signature on the right that appears to be "Suresh".

7. Comparison of the rate of respiration in any two parts of a plant.
8. Separation of amino acids by paper chromatography.

Demonstration experiments (any four)

1. Bolting.
2. Effect of auxins on rooting.
3. Suction due to transpiration.
4. R.Q.
5. Respiration in roots.

Suggested Readings

1. Taiz, L., Zeiger, E., (2010). Plant Physiology. Sinauer Associates Inc., U.S.A. 5th Edition.
2. Hopkins, W.G., Huner, N.P., (2009). Introduction to Plant Physiology. John Wiley & Sons, U.S.A. 4th Edition.
3. Bajracharya, D., (1999). Experiments in Plant Physiology- A Laboratory Manual. Narosa Publishing House, New Delhi.

WGS

Chhaya Sijl



Subho

Skill Enhancement Course
(Student is required to select any one paper during semester 3rd to 5th and may choose one paper again in 6th semester from the list of following nine papers)
(BBOS302. Mushroom Culture Technology; BBOS402. Medicinal Botany; BBOS403. Plant Diversity and Human Welfare; BBOS404. Intellectual Property Right; BBOS504. Herbal Technology; BBOS505. Nursery and Gardening; BBOS506. Floriculture; BBOS605. Ethnobotany; BBOS606. Biofertilizers)

BBOS302 Mushroom Culture Technology
Lectures: 30
(Credits 4)

Unit 1: (5 Lectures)

Introduction, history. Nutritional and medicinal value of edible mushrooms; Poisonous mushrooms. Types of edible mushrooms available in India - *Volvariella volvacea*, *Pleurotus citrinopileatus*, *Agaricus bisporus*.

Unit 2: (5 Lectures)

Cultivation Technology : Infrastructure: substrates (locally available) Polythene bag, vessels, Inoculation hook, inoculation loop, low cost stove, sieves, culture rack, mushroom unit (Thatched house) water sprayer, tray, small polythene bag.

Unit 3: (7 Lectures)

Pure culture: Medium, sterilization, preparation of spawn, multiplication. Mushroom bed preparation - paddy straw, sugarcane trash, maize straw, banana leaves. Factors affecting the mushroom bed preparation - Low cost technology, Composting technology in mushroom production.

Unit 4: (8 Lectures)

Storage and nutrition : Short-term storage (Refrigeration - upto 24 hours) Long term Storage (canning, pickles, papads), drying, storage in saltsolutions. Nutrition - Proteins - amino acids, mineral elements nutrition - Carbohydrates, Crude fibre content - Vitamins.

Unit 5: (5 Lectures)


Food Preparation : Types of foods prepared from mushroom. Research Centres - National level and Regional level. Cost benefit ratio - Marketing in India and abroad, Export Value.

Suggested Readings

1. Marimuthu, T. Krishnamoorthy, A.S. Sivaprakasam, K. and Jayarajan. R (1991) Oyster Mushrooms, Department of Plant Pathology, Tamil Nadu Agricultural University, Coimbatore.
2. Swaminathan, M. (1990) Food and Nutrition. Bappco, The Bangalore Printing and Publishing Co. Ltd., No. 88, Mysore Road, Bangalore - 560018.
3. Tewari, Pankaj Kapoor, S.C., (1988). Mushroom cultivation, Mittal Publications, Delhi.
4. Nita Bahl (1984-1988) Hand book of Mushrooms, II Edition, Vol. I & Vol. II.

VSR

Changshih
Bahl



Abshai

BBOS402 Medicinal Botany

Lectures: 30

(Credits 4)

Unit 1: (02 Lectures)

History, Scope and Importance of Medicinal Plants. Indigenous Medicinal Sciences;

Unit 2: (08 Lectures)

Definition and Scope-Ayurveda: History, origin, panchamahabhutas, saptadhatu and tridosha concepts, Rasayana, plants used in ayurvedic treatments, Siddha: Origin of Siddha medicinal systems, Basis of Siddha system, plants used in Siddha medicine. Unani: History, concept: Umooor-e- tabiya, tumors treatments/ therapy, polyherbal formulations.

Unit 3: (05 Lectures)

Conservation of endangered and endemic medicinal plants. Definition: endemic and endangered medicinal plants, Red list criteria; In situ conservation: Biosphere reserves, sacred groves, National Parks; Ex situ conservation: Botanic Gardens, Ethnomedicinal plant Gardens.

Unit 4: (05 Lectures)

Propagation of Medicinal Plants: Objectives of the nursery, its classification, important components of a nursery, sowing, pricking, use of green house for nursery production, propagation through cuttings, layering, grafting and budding.


Unit 5: (10 Lectures)

Ethnobotany and Folk medicines. Definition; Ethnobotany in India: Methods to study ethnobotany; Applications of Ethnobotany: National interacts, Palaeo-ethnobotany. folk medicines of ethnobotany, ethnomedicine, ethnoecology, ethnic communities of India. Application of natural products to certain diseases- Jaundice, cardiac, infertility, diabetics, Blood pressure and skin diseases.

Suggested Readings

1. Trivedi P C, 2006. Medicinal Plants: Ethnobotanical Approach, Agrobios, India.
2. Purohit and Vyas, 2008. Medicinal Plant Cultivation: A Scientific Approach, 2nd edn. Agrobios, India.

622 Chhaya Singh

 Subho

BBOS403 Plant Diversity and Human Welfare

Lectures: 30

(Credits 4)

Unit 1: (6 Lectures)

Plant diversity and its scope- Genetic diversity, Species diversity, Plant diversity at the ecosystem level, Agrobiodiversity and cultivated plant taxa, wild taxa. Values and uses of Biodiversity: Ethical and aesthetic values, Precautionary principle, Methodologies for valuation, Uses of plants, Uses of microbes.

Unit 2: (6 Lectures)

Loss of Biodiversity: Loss of genetic diversity, Loss of species diversity, Loss of ecosystem diversity, Loss of agrobiodiversity, Projected scenario for biodiversity loss,

Management of Plant Biodiversity: Organizations associated with biodiversity management- Methodology for execution-IUCN, UNEP, UNESCO, WWF, NBPGR; Biodiversity legislation and conservations, Biodiversity information management and communication.

Unit 3: (6 Lectures)

Conservation of Biodiversity: Conservation of genetic diversity, species diversity and ecosystem diversity, *In situ* and *ex situ* conservation, Social approaches to conservation, Biodiversity awareness programmes, Sustainable development.

Unit 4: (6 Lectures)

Role of plants in relation to Human Welfare; (a)

Cereals- Wheat, Rice

Pulses- A general account

Fruits- A general account

Alcoholic beverages.

Unit 5: (6 Lectures)


Role of plants in relation to Human Welfare; (b)

Importance of forestry its utilization and commercial aspects, Wood, Ornamental plants of India.

Suggested Readings

1. Krishnamurthy, K.V. (2004). An Advanced Text Book of Biodiversity – Principles and Practices. Oxford and IBH Publications Co. Pvt. Ltd. New Delhi

Dr. Chhaya Singh

 Chhaya

BBOS404 Intellectual Property Rights (IPR)**Theory: 30 Lectures****(Credits: 04)**

In this era of liberalization and globalization, the perception about science and its practices has undergone dramatic change. The importance of protecting the scientific discoveries, with commercial potential or the intellectual property rights is being discussed at all levels – statutory, administrative, and judicial. With India ratifying the WTO agreement, it has become obligatory on its part to follow a minimum acceptable standard for protection and enforcement of intellectual property rights. The purpose of this course is to apprise the students about the multifaceted dimensions of this issue

Unit 1: (05 Lectures)**Introduction to Intellectual Property:**

Historical Perspective, Different Types of IP, Importance of protecting IP.

Copyrights

Introduction, How to obtain, Differences from Patents.

Unit 2: (03 Lectures)**Trade Marks**

Introduction, How to obtain, Different types of marks – Collective marks, certification marks, service marks, Trade names, etc. Differences from Designs.

Unit 3: (04 Lectures)**Patents**

Historical Perspective, Basic and associated right, WIPO, PCT system, Traditional Knowledge, Patents and Healthcare – balancing promoting innovation with public health, Software patents and their importance for India.

Unit 4: (05 Lectures)**Geographical Indications**

Definition, rules for registration, prevention of illegal exploitation, importance to India.

Trade Secrets

Introduction and Historical Perspectives, Scope of Protection, Risks involved and legal aspects of Trade Secret Protection.

Unit 5: (13 Lectures)**Different International agreements****(a) World Trade Organization (WTO):**

(i) General Agreement on Tariffs & Trade (GATT), Trade Related Intellectual Property Rights (TRIPS) agreement

(ii) General Agreement on Trade related Services (GATS)

(iii) Madrid Protocol

(iv) Berne Convention

(v) Budapest Treaty

(b) Paris Convention

WIPO and TRIPS, IPR and Plant Breeders Rights, IPR and Biodiversity

Adarsh *Chhaya Singh*

[Signature]

[Signature]

IP Infringement issue and enforcement – Role of Judiciary, Role of law enforcement agencies – Police, Customs etc. Economic Value of Intellectual Property – Intangible assets and their valuation, Intellectual Property in the Indian Context – Various laws in India Licensing and technology transfer.

Reference Books:

N.K. Acharya: *Textbook on intellectual property rights*, Asia Law House (2001).

Manjula Guru & M.B. Rao, *Understanding Trips: Managing Knowledge in Developing Countries*, Sage Publications (2003).

P. Ganguli, *Intellectual Property Rights: Unleashing the Knowledge Economy*, Tata McGraw-Hill (2001).

Arthur Raphael Miller, Micheal H. Davis; *Intellectual Property: Patents, Trademarks and Copyright in a Nutshell*, West Group Publishers (2000).

Jayashree Watal, *Intellectual property rights in the WTO and developing countries*, Oxford University Press, Oxford.

1002

Acharya Sijl
Sijl
Sijl

BBOS504 Herbal Technology

Lectures: 30

(Credits 4)

Unit 1: (6 Lectures)

Herbal medicines: history and scope - definition of medical terms - role of medicinal plants in Ayurveda/Siddha systems of medicine; cultivation - harvesting - processing - storage - marketing and utilization of medicinal plants.

Unit 2: (6 Lectures)

Pharmacognosy - systematic position and medicinal uses of the following herbs in curing various ailments; Tulsi, Ginger, Fenugreek, Indian Goose berry and Ashoka.

Unit 3: (6 Lectures)

Phytochemistry - active principles and methods of their testing - identification and utilization of the medicinal herbs; *Catharanthus roseus* (cardiotonic), *Withania somnifera* (drugs acting on nervous system), *Clerodendron phlomoides* (anti-rheumatic) and *Centella asiatica* (memory booster).

Unit 4: (8 Lectures)

Analytical pharmacognosy: Drug adulteration - types, methods of drug evaluation - Biological testing of herbal drugs - Phytochemical screening tests for secondary metabolites (alkaloids, flavonoids, steroids, triterpenoids, phenolic compounds)

Unit 5: (4 Lectures)

Medicinal plant banks micro propagation of important species (*Withania somnifera*, neem and tulsi- Herbal foods-future of pharmacognosy)

Suggested Readings

1. Glossary of Indian medicinal plants, R.N.Chopra, S.L.Nayar and I.C.Chopra, 1956. C.S.I.R, New Delhi.
2. The indigenous drugs of India, Kanny, Lall, Dey and Raj Bahadur, 1984. International Book Distributors.
3. Herbal plants and Drugs Agnes Arber, 1999. Mangal Deep Publications.
4. Ayurvedic drugs and their plant source. V.V. Sivarajan and Balachandran Indra 1994. Oxford IBH publishing Co.
5. Ayurveda and Aromatherapy. Miller, Light and Miller, Bryan, 1998. Banarsidass, Delhi.
6. Principles of Ayurveda, Anne Green, 2000. Thomsons, London.
7. Pharmacognosy, Dr.C.K.Kokate et al. 1999. Nirali Prakashan.

V.S.S.

Chhaya Singh

S.S. Suresh

BBOS505 Nursery and Gardening

Lectures: 30

(Credits 4)

Unit 1: (4 Lectures)

Nursery: definition, objectives and scope and building up of infrastructure for nursery, planning and seasonal activities - Planting - direct seeding and transplants.

Unit 2: (6 Lectures)

Seed: Structure and types - Seed dormancy; causes and methods of breaking dormancy - Seed storage: Seed banks, factors affecting seed viability, genetic erosion - Seed production technology - seed testing and certification.

Unit 3: (6 Lectures)

Vegetative propagation: air-layering, cutting, selection of cutting, collecting season, treatment of cutting, rooting medium and planting of cuttings - Hardening of plants - green house - mist chamber, shed root, shade house and glass house.

Unit 4: (8 Lectures)

Gardening: definition, objectives and scope - different types of gardening - landscape and home gardening - parks and its components - plant materials and design - computer applications in landscaping - Gardening operations: soil laying, manuring, watering, management of pests and diseases and harvesting.

Unit 5: (6 Lectures)

Sowing/raising of seeds and seedlings - Transplanting of seedlings - Study of cultivation of different vegetables: cabbage, brinjal, lady's finger, onion, garlic, tomatoes, and carrots - Storage and marketing procedures.

Suggested Readings

1. Bose T.K. & Mukherjee, D., 1972, Gardening in India, Oxford & IBH Publishing Co., New Delhi.
2. Sandhu, M.K., 1989, Plant Propagation, Wile Eastern Ltd., Bangalore, Madras.
3. Kumar, N., 1997, Introduction to Horticulture, Rajalakshmi Publications, Nagercoil.
4. Edmond Musser & Andres, Fundamentals of Horticulture, McGraw Hill Book Co., New Delhi.
5. Agrawal, P.K. 1993, Hand Book of Seed Technology, Dept. of Agriculture and Cooperation, National Seed Corporation Ltd., New Delhi.
6. Janick Jules. 1979. Horticultural Science. (3rd Ed.), W.H. Freeman and Co., San Francisco, USA.

Handwritten signature: Chhaya Singh

Handwritten signature: [unclear]

BBOS506 Floriculture

Lectures: 30

(Credits 2)

Unit 1: (2 Lectures)

Introduction: History of gardening; Importance and scope of floriculture and landscape gardening.

Unit 2: (8 Lectures)

Nursery Management and Routine Garden Operations: Sexual and vegetative methods of propagation; Soil sterilization; Seed sowing; Pricking; Planting and transplanting; Shading; Stopping or pinching; Defoliation; Wintering; Mulching; Topiary; Role of plant growth regulators.

Unit 3: (4 Lectures)

Ornamental Plants: Flowering annuals; Herbaceous perennials; Divine vines; Shade and ornamental trees; Ornamental bulbous and foliage plants; Cacti and succulents; Palms and Cycads; Ferns and Selaginellas; Cultivation of plants in pots; Indoor gardening; Bonsai.

Unit 4: (8 Lectures)

Principles of Garden Designs: English, Italian, French, Persian, Mughal and Japanese gardens; Features of a garden (Garden wall, Fencing, Steps, Hedge, Edging, Lawn, Flower beds, Shrubbery, Borders, Water garden. Some Famous gardens of India. Landscaping Places of Public Importance: Landscaping highways and Educational institutions.

Unit 5: (8 Lectures)

Commercial Floriculture: Factors affecting flower production; Production and packaging of cut flowers; Flower arrangements; Methods to prolong vase life; Cultivation of Important cut flowers (Carnation, Aster, Chrysanthemum, Dahlia, Gerbera, Gladiolous, Marigold, Rose, Lilium, Orchids). Diseases and Pests of Ornamental Plants.


Suggested Readings

1. Randhawa, G.S. and Mukhopadhyay, A. 1986. Floriculture in India. Allied Publishers.

bbos

Chhaya Singh

Burford



Abhan

BBOS605 Ethnobotany

Lectures: 30

(Credits 4)

Unit 1: (6 Lectures)

Ethnobotany

Introduction, concept, scope and objectives; Ethnobotany as an interdisciplinary science. The relevance of ethnobotany in the present context; Major and minor ethnic groups or Tribals of India, and their life styles. Plants used by the tribals: a) Food plants b) intoxicants and beverages c) Resins and oils and miscellaneous uses.

Unit 2: (6 Lectures)

Methodology of Ethnobotanical studies

a) Field work b) Herbarium c) Ancient Literature d) Archaeological findings e) temples and sacred places.

Unit 3: (07 Lectures)

Role of ethnobotany in modern Medicine

Medico-ethnobotanical sources in India; Significance of the following plants in ethno botanical practices (along with their habitat and morphology) a) *Azadiractha indica* b) *Ocimum sanctum* c) *Vitex negundo*. d) *Gloriosa superba* e) *Tribulus terrestris* f) *Pongamia pinnata* g) *Cassia auriculata* h) *Indigofera tinctoria*. Role of ethnobotany in modern medicine with special example *Rauwolfia serpentina*, *Trichopus zeylanicus*, *Artemisia*, *Withania*.

Unit 4: (03 Lectures)

Role of ethnic groups in conservation of plant genetic resources. Endangered taxa and forest management (participatory forest management).

Unit 5: (8 Lectures)

Ethnobotany and legal aspects

Ethnobotany as a tool to protect interests of ethnic groups. Sharing of wealth concept with few examples from India. Biopiracy, Intellectual Property Rights and Traditional Knowledge.

Suggested Readings

- 1) S.K. Jain, Manual of Ethnobotany, Scientific Publishers, Jodhpur, 1995.
- 2) S.K. Jain (ed.) Glimpses of Indian. Ethnobotny, Oxford and I B H, New Delhi – 1981
- 3) Lone et al., Palaeoethnobotany
- 4) S.K. Jain (ed.) 1989. Methods and approaches in ethnobotany. Society of ethnobotanists, Lucknow, India.
- 5) S.K. Jain, 1990. Contributions of Indian ethnobotny. Scientific publishers, Jodhpur.
- 6) Colton C.M. 1997. Ethnobotany – Principles and applications. John Wiley and sons – Chichester
- 7) Rama Ro, N and A.N. Henry (1996). The Ethnobotany of Eastern Ghats in Andhra Pradesh, India. Botanical Survey of India. Howrah. 8) Rajiv K. Sinha – Ethnobotany The Renaissance of Traditional Herbal Medicine – INA – SHREE Publishers, Jaipur-1996 9)

Woz
Cheraya sign
Sujal

BBOS606 Biofertilizers

Lectures: 30
(Credits 2)

Unit 1: (4 Lectures)

General account about the microbes used as biofertilizer – Rhizobium – isolation, identification, mass multiplication, carrier based inoculants, Actinorrhizal symbiosis.

Unit 2: (8 Lectures)

Azospirillum: isolation and mass multiplication – carrier based inoculant, associative effect of different microorganisms. *Azotobacter*: classification, characteristics – crop response to *Azotobacter* inoculum, maintenance and mass multiplication.

Unit 3: (4 Lectures)

Cyanobacteria (blue green algae), *Azolla* and *Anabaena azollae* association, nitrogen fixation, factors affecting growth, blue green algae and *Azolla* in rice cultivation.

Unit 4: (8 Lectures)

Mycorrhizal association, types of mycorrhizal association, taxonomy, occurrence and distribution, phosphorus nutrition, growth and yield – colonization of VAM – isolation and inoculum production of VAM, and its influence on growth and yield of crop plants.

Unit 5: (6 Lectures)

Organic farming – Green manuring and organic fertilizers, Recycling of biodegradable municipal, agricultural and Industrial wastes – biocompost making methods, types and method of vermicomposting – field Application.

Suggested Readings

1. Dubey, R.C., 2005 A Text book of Biotechnology S.Chand & Co, New Delhi.
2. Kumaresan, V. 2005, Biotechnology, Saras Publications, New Delhi.
3. John Jothi Prakash, E. 2004. Outlines of Plant Biotechnology. Emkay _Publication, New Delhi.
4. Sathe, T.V. 2004 Vermiculture and Organic Farming. Daya publishers.
5. Subha Rao, N.S. 2000, Soil Microbiology, Oxford & IBH Publishers, New _Delhi.
6. Vayas,S.C, Vayas, S. and Modi, H.A. 1998 Bio-fertilizers and organic _Farming Akta Prakashan, Nadiad

bdz

Chhaya Singh

Discipline Specific Elective Courses

(Student will select one paper in semester 5th and one paper in semester 6th)

- BBOD501. Economic Botany and Biotechnology
- BBOD502. Cell and Molecular Biology
- BBOD503. Analytical Techniques in Plant Sciences
- BBOD601. Bioinformatics
- BBOD602. Research Methodology
- BBOD603. Dissertation
- BBOD604. Genetics and Plant Breeding

BBOD501 Economic Botany and Biotechnology
(Credits: Theory-4, Practicals-2)
THEORY

Lectures: 60

Unit 1: (4 Lectures)

Origin of Cultivated Plants

Concept of centres of origin, their importance with reference to Vavilov's work

Unit 2: (10 Lectures)

Cereals

Wheat and Rice -Origin, morphology, uses

Legumes

General account with special reference to Gram and soybean

Unit 3: (10 Lectures)

Spices

General account with special reference to clove and black pepper (Botanical name, family, part used, morphology and uses)

Beverages

Tea (morphology, processing, uses)

Unit 4: (08 Lectures)

Oils and Fats

General description with special reference to groundnut

Fibre Yielding Plants

General description with special reference to Cotton (Botanical name, family, part used, morphology and uses)

Unit 5: (28 Lectures)

Introduction to biotechnology

Plant tissue culture

Micropropagation ; haploid production through androgenesis and gynogenesis; brief account of embryo & endosperm culture with their applications

Recombinant DNA Techniques

Blotting techniques: Northern, Southern and Western Blotting, DNA Fingerprinting;

Handwritten signature: W. R. Chhaya Singh
Student

Molecular DNA markers i.e. RAPD, RFLP, SNPs; DNA sequencing, PCR and Reverse Transcriptase-PCR. Hybridoma and monoclonal antibodies, ELISA and Immunodetection. Molecular diagnosis of human disease, Human gene Therapy.

Practical

1. Study of economically important plants : Wheat, Gram, Soybean, Black pepper, Clove Tea, Cotton, Groundnut through specimens, sections and microchemical tests
2. Familiarization with basic equipments in tissue culture.
3. Study through photographs: Anther culture, somatic embryogenesis, endosperm and embryo culture; micropropagation.
4. Study of molecular techniques: PCR, Blotting techniques, AGE and PAGE.

Suggested Readings

1. Kochhar, S.L. (2011). Economic Botany in the Tropics, MacMillan Publishers India Ltd., New Delhi, 4th edition.
2. Bhojwani, S.S. and Razdan, M.K., (1996). Plant Tissue Culture: Theory and Practice. Elsevier Science Amsterdam. The Netherlands.
3. Glick, B.R., Pasternak, J.J. (2003). Molecular Biotechnology- Principles and Applications of recombinant DNA. ASM Press, Washington.

bede

Chhaya Singh
Bunde

BBOD502 Cell and Molecular Biology
(Credits: Theory-4, Practicals-2)
THEORY

Lectures: 60

Unit 1: (8 Lectures)

Techniques in Biology

Principles of microscopy; Light Microscopy; Phase contrast microscopy; Fluorescence microscopy; Confocal microscopy; Sample Preparation for light microscopy; Electron microscopy (EM)- Scanning EM and Scanning Transmission EM (STEM); Sample Preparation for electron microscopy; X-ray diffraction analysis.

Unit 2: (22 Lectures)

Cell as a unit of Life

The Cell Theory; Prokaryotic and eukaryotic cells; Cell size and shape; Eukaryotic Cell components.

Cell Organelles

Mitochondria: Structure, marker enzymes, composition; Semiautonomous nature; Symbiont hypothesis; Proteins synthesized within mitochondria; mitochondrial DNA.

Chloroplast Structure, marker enzymes, composition; semiautonomous nature, chloroplast DNA.

ER, Golgi body & Lysosomes: Structures and roles.

Peroxisomes and Glyoxisomes: Structures, composition, functions in animals and plants and biogenesis.

Nucleus: Nuclear Envelope- structure of nuclear pore complex; chromatin; molecular organization, DNA packaging in eukaryotes, euchromatin and heterochromatin, nucleolus and ribosome structure (brief).

Unit 3: (12 Lectures)

Cell Membrane and Cell Wall

The functions of membranes; Models of membrane structure; The fluidity of membranes; Membrane proteins and their functions; Carbohydrates in the membrane; Faces of the membranes; Selective permeability of the membranes; Cell wall.

Cell Cycle Overview of Cell cycle, Mitosis and Meiosis; Molecular controls.

Unit 4: (6 Lectures)

Genetic material

DNA: Miescher to Watson and Crick- historic perspective, Griffith's and Avery's transformation experiments, Hershey-Chase bacteriophage experiment, DNA structure, types of DNA, types of genetic material. DNA replication (Prokaryotes and eukaryotes): bidirectional replication, semi-conservative, semi discontinuous RNA priming, θ (theta) mode of replication, replication of linear, ds- DNA, replicating the 5' end of linear chromosome including replication enzymes.

Unit 5: (12 Lectures)

Transcription (Prokaryotes and Eukaryotes)

Types of structures of RNA (mRNA, tRNA, rRNA), RNA polymerase- various types; Translation (Prokaryotes and eukaryotes), genetic code.

bbd Chhaya Singh
Singh
[Signature]

Regulation of gene expression

Prokaryotes: Lac operon and Tryptophan operon ; and in Eukaryotes.

Practical

1. To study prokaryotic cells (bacteria), viruses, eukaryotic cells with the help of light and electron micrographs.
2. Study of the photomicrographs of cell organelles
3. To study the structure of plant cell through temporary mounts.
4. To study the structure of animal cells by temporary mounts-squamous epithelial cell and nerve cell.
5. Preparation of temporary mounts of striated muscle fiber
6. To prepare temporary stained preparation of mitochondria from striated muscle cells /cheek epithelial cells using vital stain Janus green.
7. Study of mitosis and meiosis (temporary mounts and permanent slides).
8. Study the effect of temperature, organic solvent on semi permeable membrane.
9. Demonstration of dialysis of starch and simple sugar.
10. Study of plasmolysis and deplasmolysis on *Rhoeo* leaf.
11. Measure the cell size (either length or breadth/diameter) by micrometry.
12. Study the structure of nuclear pore complex by photograph (from Gerald Karp) Study of special chromosomes (polytene & lampbrush) either by slides or photographs.
13. Study DNA packaging by micrographs.
14. Preparation of the karyotype and ideogram from given photograph of somatic metaphase chromosome.

Suggested Readings

1. Karp, G. 2010. Cell and Molecular Biology: Concepts and Experiments. 6th Edition. John Wiley & Sons. Inc.
2. De Robertis, E.D.P. and De Robertis, E.M.F. 2006. Cell and Molecular Biology. 8th edition. Lippincott Williams and Wilkins, Philadelphia.
3. Cooper, G.M. and Hausman, R.E. 2009. The Cell: A Molecular Approach. 5th edition. ASM Press & Sunderland, Washington, D.C.; Sinauer Associates, MA.
4. Becker, W.M., Kleinsmith, L.J., Hardin. J. and Bertoni, G. P. 2009. The World of the Cell. 7th edition. Pearson Benjamin Cummings Publishing, San Francisco.

WRS

Chhaya Singh

AB Bhargava

Budho

BBOD503 Analytical Techniques in Plant Sciences
(Credits: Theory-4, Practicals-2)

THEORY

Lectures: 60

Unit 1: (15 Lectures)

Imaging and related techniques

Principles of microscopy; Light microscopy; Fluorescence microscopy; Confocal microscopy; Use of fluorochromes: (a) Flow cytometry (FACS); (b) Applications of fluorescence microscopy: Chromosome banding, FISH, chromosome painting; Transmission and Scanning electron microscopy – sample preparation for electron microscopy, cryofixation, negative staining, shadow casting, freeze fracture, freeze etching.

Unit 2: (8 Lectures)

Cell fractionation

Centrifugation: Differential and density gradient centrifugation, sucrose density gradient, CsCl₂ gradient, analytical centrifugation, ultracentrifugation, marker enzymes.

Unit 3: (8 Lectures)

Radioisotopes

Use in biological research, auto-radiography, pulse chase experiment.

Spectrophotometry

Principle and its application in biological research.

Unit 4: (14 Lectures)

Chromatography

Principle; Paper chromatography; Column chromatography, TLC, GLC, HPLC, Ionexchange chromatography; Molecular sieve chromatography; Affinity chromatography.

Characterization of proteins and nucleic acids

Mass spectrometry; X-ray diffraction; X-ray crystallography; Characterization of proteins and nucleic acids; Electrophoresis: AGE, PAGE, SDS-PAGE

Unit 5: (15 Lectures)

Biostatistics

Statistics, data, population, samples, parameters; Representation of Data: Tabular, Graphical; Measures of central tendency: Arithmetic mean, mode, median; Measures of dispersion: Range, mean deviation, variation, standard deviation; Chi-square test for goodness of fit.

Practicals

1. Study of Blotting techniques: Southern, Northern and Western, DNA fingerprinting, DNA sequencing, PCR through photographs.
2. Demonstration of ELISA.
3. To separate nitrogenous bases by paper chromatography.
4. To separate sugars by thin layer chromatography.
5. Isolation of chloroplasts by differential centrifugation.
6. To separate chloroplast pigments by column chromatography.
7. To estimate protein concentration through Lowry's methods.

Dr. Anaya Sijl

Sanjay

8. To separate proteins using PAGE.
9. To separate DNA (marker) using AGE.
10. Study of different microscopic techniques using photographs/micrographs (freeze fracture, freeze etching, negative staining, positive staining, fluorescence and FISH).
11. Preparation of permanent slides (double staining).

Suggested Readings

1. Plummer, D.T. (1996). An Introduction to Practical Biochemistry. Tata McGraw- Hill Publishing Co. Ltd. New Delhi. 3rd edition.
2. Ruzin, S.E. (1999). Plant Microtechnique and Microscopy, Oxford University Press, New York. U.S.A.
3. Ausubel, F., Brent, R., Kingston, R. E., Moore, D.D., Seidman, J.G., Smith, J.A., Struhl, K. (1995). Short Protocols in Molecular Biology. John Wiley & Sons. 3rd edition.
4. Zar, J.H. (2012). Biostatistical Analysis. Pearson Publication. U.S.A. 4th edition.

Chhaya Singh
bdr
[Signature]

BBOD601 Bioinformatics
(Credits: Theory-4, Practicals-2)
THEORY

Lectures: 60

Unit 1: (5 Lectures)

Introduction to Bioinformatics

Introduction, Branches of Bioinformatics, Aim, Scope and Research areas of Bioinformatics.

Unit 2: (5 Lectures)

Databases in Bioinformatics

Introduction, Biological Databases, Classification format of Biological Databases, Biological Database Retrieval System.

Unit 3 : (25 Lectures)

Biological Sequence Databases

National Center for Biotechnology Information (NCBI): Tools and Databases of NCBI, Database Retrieval Tool, Sequence Submission to NCBI, Basic local alignment search tool (BLAST), Nucleotide Database, Protein Database, Gene Expression Database. EMBL Nucleotide Sequence Database (EMBL-Bank): Introduction, Sequence Retrieval, Sequence Submission to EMBL, Sequence analysis tools. DNA Data Bank of Japan (DDBJ): Introduction, Resources at DDBJ, Data Submission at DDBJ.

Protein Information Resource (PIR): About PIR, Resources of PIR, Databases of PIR, Data Retrieval in PIR.

Swiss-Prot: Introduction and Salient Features.

Unit 4: (10 Lectures)

Sequence Alignments

Introduction, Concept of Alignment, Multiple Sequence Alignment (MSA), MSA by CLUSTALW, Scoring Matrices, Percent Accepted Mutation (PAM), Blocks of Amino Acid Substitution Matrix (BLOSUM).

Unit 5: (15 Lectures)

Molecular Phylogeny

Methods of Phylogeny, Software for Phylogenetic Analyses, Consistency of Molecular Phylogenetic Prediction.

Applications of Bioinformatics

Structural Bioinformatics in Drug Discovery, Quantitative structure-activity relationship (QSAR) techniques in Drug Design, Microbial genome applications, Crop improvement.

Practical

11. Nucleic acid and protein databases.
12. Sequence retrieval from databases.
13. Sequence alignment.
14. Sequence homology and Gene annotation.
15. Construction of phylogenetic tree.

Suggested Readings

Handwritten signatures and notes:
VRS
Chaya Singh
[Signature]
[Signature]

1. Ghosh Z. and Bibekanand M. (2008) Bioinformatics: Principles and Applications. Oxford University Press.
2. Pevsner J. (2009) Bioinformatics and Functional Genomics. II Edition. Wiley- Blackwell.
3. Campbell A. M., Heyer L. J. (2006) Discovering Genomics, Proteomics and Bioinformatics. II Edition. Benjamin Cummings.

Abhaya Singh

Abhinav

W.S.

Surinder



BBOD602 Research Methodology
(Credits: Theory-4, Practicals-2)
THEORY

Lectures: 60

Unit 1: (10 Lectures)

Basic concepts of research

Research-definition and types of research (Descriptive vs analytical; applied vs fundamental; quantitative vs qualitative; conceptual vs empirical). Research methods vs methodology. Literature-review and its consolidation; Library research; field research; laboratory research.

Unit 2: (12 Lectures)

General laboratory practices

Common calculations in botany laboratories. Understanding the details on the label of reagent bottles. Molarity and normality of common acids and bases. Preparation of solutions. Dilutions. Percentage solutions. Molar, molal and normal solutions. Technique of handling micropipettes; Knowledge about common toxic chemicals and safety measures in their handling.

Unit 3: (12 Lectures)

Data collection and documentation of observations Maintaining a laboratory record; Tabulation and generation of graphs. Imaging of tissuespecimens and application of scale bars. The art of field photography.

Overview of Biological Problems History; Key biology research areas, Model organisms in biology (A Brief overview): Genetics, Physiology, Biochemistry, Molecular Biology, Cell Biology, Genomics, Proteomics-Transcriptional regulatory network.

Unit 4: (18 Lectures)

Methods to study plant cell/tissue structure

Whole mounts, peel mounts, squash preparations, clearing, maceration and sectioning; Tissue preparation: living vs fixed, physical vs chemical fixation, coagulating fixatives, noncoagulant fixatives; tissue dehydration using graded solvent series; Paraffin and plastic infiltration; Preparation of thin and ultrathin sections.

Plant microtechniques

Staining procedures, classification and chemistry of stains. Staining equipment. Reactive dyes and fluorochromes (including genetically engineered protein labeling with GFP and other tags). Cytogenetic techniques with squashed plant materials.

Unit 5: (08 Lectures)

The art of scientific writing and its presentation

Numbers, units, abbreviations and nomenclature used in scientific writing. Writing references. Powerpoint presentation. Poster presentation. Scientific writing and ethics, Introduction to copyright-academic misconduct/plagiarism.

Practical

1. Experiments based on chemical calculations.
2. Plant microtechnique experiments.

BBR
Chhaya Singh
[Signature] *[Signature]*

3. The art of imaging of samples through microphotography and field photography.
4. Poster presentation on defined topics.
5. Technical writing on topics assigned.

Suggested Readings

1. Dawson, C. (2002). Practical research methods. UBS Publishers, New Delhi.
2. Stapleton, P., Yondeowei, A., Mukanyange, J., Houten, H. (1995). Scientific writing for agricultural research scientists – a training reference manual. West Africa Rice Development Association, Hong Kong.
3. Ruzin, S.E. (1999). Plant microtechnique and microscopy. Oxford University Press, New York, U.S.A.

bds
Chhaya Singh
Sudhakar

BBOD603 Dissertation
Topics suggested by the Department.

BBOD604 Genetics and Plant Breeding
(Credits: Theory-4, Practical-2)
THEORY
Lectures: 60

Unit 1: (20 Lectures)

Heredity

1. Brief life history of Mendel
2. Terminologies
3. Laws of Inheritance
4. Modified Mendelian Ratios: 2:1- lethal Genes; 1:2:1- Co- dominance, incomplete dominance; 9:7; 9:4:3; 13:3; 12:3:1.
5. Chi Square
6. Pedigree Analysis
7. Cytoplasmic Inheritance: Shell Coiling in Snail, Kappa particles in Paramecium, leaf variegation in *Mirabilis jalapa*, Male sterility.
8. Multiple allelism
9. Pleiotropism
10. Chromosome theory of Inheritance.

Unit 2: (12 Lectures)

Sex-determination and Sex-linked Inheritance

Linkage and Crossing over

Linkage: concept & history, complete & incomplete linkage, bridges experiment, coupling & repulsion, recombination frequency, linkage maps based on two and three factor crosses. Crossing over: concept and significance, cytological proof of crossing over.

Unit 3: (4 Lectures)

Mutations and Chromosomal Aberrations

Types of mutations, effects of physical & chemical mutagens. Numerical chromosomal changes: Euploidy, Polyploidy and Aneuploidy ; Structural chromosomal changes: Deletions, Duplications, Inversions & Translocations.

Unit 4: (16 Lectures)

Plant Breeding


Introduction and objectives. Breeding systems: modes of reproduction in crop plants. Important achievements and undesirable consequences of plant breeding.

Methods of crop improvement

Introduction: Centres of origin and domestication of crop plants, plant genetic resources; Acclimatization; Selection methods: For self pollinated, cross pollinated and vegetatively propagated plants; Hybridization: For self, cross and vegetatively propagated plants – Procedure, advantages and limitations.

Quantitative inheritance

Concept, mechanism, examples. Monogenic vs polygenic Inheritance.

KSC
Ananya Singh

Bupha

Unit 5: (8 Lectures)**Inbreeding depression and heterosis**

History, genetic basis of inbreeding depression and heterosis; Applications.

Crop improvement and breeding

Role of mutations; Polyploidy; Distant hybridization and role of biotechnology in crop improvement.

Practical

1. Mendel's laws through seed ratios. Laboratory exercises in probability and chisquare.
2. Chromosome mapping using point test cross data.
3. Pedigree analysis for dominant and recessive autosomal and sex linked traits.
4. Incomplete dominance and gene interaction through seed ratios (9:7, 9:6:1, 13:3, 15:1, 12:3:1, 9:3:4).
5. Study of aneuploidy: Down's, Klinefelter's and Turner's syndromes through photographs.
6. Photographs/Permanent Slides showing Translocation Ring, Laggards and Inversion Bridge.
7. Hybridization techniques - Emasculation, Bagging (For demonstration only).
8. Induction of polyploidy conditions in plants (For demonstration only).

Suggested Readings

1. Gardner EJ, Simmons MJ, Snustad DP (2008). Principles of Genetics. 8th Ed. Wiley- India.
2. Snustad, D.P. and Simmons, M.J. (2010). Principles of Genetics, John Wiley & Sons Inc., India. 5th edition.
3. Klug WS, Cummings MR, Spencer, C, Palladino, M (2011). Concepts of Genetics, 10th Ed., Benjamin Cummings
4. Griffiths, A.J.F., Wessler, S.R., Carroll, S.B., Doebley, J. (2010). Introduction to Genetic Analysis. W. H. Freeman and Co., U.S.A. 10th edition.
5. Pierce BA (2011) Genetics: A Conceptual Approach, 4th Ed., Macmillan Higher Education Learning
6. Singh, B.D. (2005). Plant Breeding: Principles and Methods. Kalyani Publishers. 7th edition.
7. Chaudhari, H.K. (1984). Elementary Principles of Plant Breeding. Oxford - IBH. 2nd edition.
8. Acquah, G. (2007). Principles of Plant Genetics & Breeding. Blackwell Publishing.

bed
Anurag Singh

Abhinav

[Signature]

[Signature]